



# DG4150RR

## Soybeans

DG4150RR

Early IV

Early group IV that shows strong signs of being the bean to beat. Good resistance to Lodging and Shattering.



CHARACTERISTICS		
Category	Characteristic	Value
Plant Description	Maturity	4.1
	Plant Height	M-T
	Flower Color	White
	Hilum Color	Brown
	Pod Color	Brown
	Pubescence	Tawny
	Phytophthora	1A
Insect/Disease	Cyst Nematode	2,3,14
	Sudden Death	3.0
	Stem Canker	3
	Frog Eye Leaf Spot	3
Management	Soil Type	All

STRENGTHS

### Warranty and Disclaimer of Warranties

DELTA GROW SEED COMPANY warrants that the products they sell will be labeled as required by law and that they will conform to the label description. DELTA GROW SEED COMPANY and SELLER MAKE NO OTHER EXPRESS OR IMPLIED WARRANTY OF MERCHANTABILITY, FITNESS FOR A PARTICULAR PURPOSE OR OTHERWISE. There are no guarantees of crop yield or freedom from seed-borne disease. Any recommendations for use of these products or materials or apparatus in connection therewith are based upon DELTA GROW SEED COMPANY or Seller's best judgment, but there is no warranty of results to be obtained in connection therewith.

### Limitations of Liability

The exclusive remedy for loss or damage due to breach of the foregoing warranty or contract, or for negligence or other cause shall be limited to return of purchase price of DELTA GROW SEED COMPANY products and shall not include any consequential damages. Claims for defects in DELTA GROW SEED COMPANY products must be presented to Monsanto Company as soon as practicable to enable Monsanto Company to investigate the claim and in any event within thirty (30) days after discovery.



CLEANER FIELDS, HIGHER YIELDS\*

# Characteristics Legend

## Rating Scale

(unless otherwise stated)

1 = Excellent

9 = Poor

R=Resistance

MR=Moderate Resistance

M=Moderate

MS=Moderate Susceptible

S=Susceptible

Blank = Not Available

## Plant Height

M=Medium

M-T= Medium Tall

T=Tall

## Flower Color

P = Purple

W = White

## Hilum Color

BL = Black

G = Gray

IB = Imperfect Black

BR = Brown

BF = Buff

LTB = Light Black

## Pubescence/Pod Color

G = Gray

T = Tawny

LT = Light Tawny

BR = Brown

TN = Tan

## Phytophthora (PRR)

### Gene Specific Resistance

S = Susceptible

R = Resistance

SE = Segregating

Rps1a denotes resistance to Races

1, 2, 10, 11, 13-

18, 24, 26, 27, 31, 32, and 36

Rps1c denotes resistance to Races

1-3, 6-11, 13, 15,

17, 21, 23, 24, 26, 28-30, 32, 34,

and 36

Rps1k denotes resistance to Races

1-11, 13-15, 17,

18, 21-24, 26, 36, and 37

Rps2 denotes resistance to Races

1-5, 9-29, 33, 34,

and 36-39

Rps3a denotes resistance to Races

1-5, 8, 9, 11, 13,

14, 16, 18, 23, 25, 28, 29, and 31-

35

Rps6 denotes resistance to Races  
1-4, 10, 12, 14-16, 18-21, and 25

Rps7 denotes resistance to Races  
2, 12, 16, 18, 19, 33, 35, and 36

## Soybean Cyst Nematode R to MR to Races listed in sheet

S—Susceptible

R = Resistance

MR = Moderate Resistance

# = Race 1,3,5,9 or 14

## Chloride Sensitivity

I = Includer

E = Excluder

S = Segregating

**Excluder** varieties accumulate  
chloride and restrict it to the roots.

**Includer** varieties accumulate  
chloride throughout the plant.

**Segregating** varieties have both  
includer and excluder plants.

## Propanil Sensitivity

T = Trace



CLEANER FIELDS, HIGHER YIELDS\*





DG4460RR

Soybeans

DG4460RR

Mid IV

Good resistance to SDS and Frog Eye Leaf Spot disease. Excellent Phytophthora and Green Stem Tolerance.



CHARACTERISTICS		
Category	Characteristic	Value
Plant Description	Maturity	4.4
	Plant Height	M
	Flower Color	Purple
	Hilum Color	Brown
	Pod Color	Brown
	Pubescence	Light Tawny
	Phytophthora	2
Insect/Disease	Cyst Nematode	3,14
	Sudden Death	1.8
	Stem Canker	3
	Frog Eye Leaf Spot	1.4
Management	Soil Type	All

STRENGTHS

**Warranty and Disclaimer of Warranties**

DELTA GROW SEED COMPANY warrants that the products they sell will be labeled as required by law and that they will conform to the label description. DELTA GROW SEED COMPANY and SELLER MAKE NO OTHER EXPRESS OR IMPLIED WARRANTY OF MERCHANTABILITY, FITNESS FOR A PARTICULAR PURPOSE OR OTHERWISE. There are no guarantees of crop yield or freedom from seed-borne disease. Any recommendations for use of these products or materials or apparatus in connection therewith are based upon DELTA GROW SEED COMPANY or Seller's best judgment, but there is no warranty of results to be obtained in connection therewith.

**Limitations of Liability**

The exclusive remedy for loss or damage due to breach of the foregoing warranty or contract, or for negligence or other cause shall be limited to return of purchase price of DELTA GROW SEED COMPANY products and shall not include any consequential damages. Claims for defects in DELTA GROW SEED COMPANY products must be presented to Monsanto Company as soon as practicable to enable Monsanto Company to investigate the claim and in any event within thirty (30) days after discovery.



CLEANER FIELDS, HIGHER YIELDS\*

# Characteristics Legend

## Rating Scale

(unless otherwise stated)

1 = Excellent

9 = Poor

R=Resistance

MR=Moderate Resistance

M=Moderate

MS=Moderate Susceptible

S=Susceptible

Blank = Not Available

## Plant Height

M=Medium

M-T= Medium Tall

T=Tall

## Flower Color

P = Purple

W = White

## Hilum Color

BL = Black

G = Gray

IB = Imperfect Black

BR = Brown

BF = Buff

LTB = Light Black

## Pubescence/Pod Color

G = Gray

T = Tawny

LT = Light Tawny

BR = Brown

TN = Tan

## Phytophthora (PRR)

### Gene Specific Resistance

S = Susceptible

R = Resistance

SE = Segregating

Rps1a denotes resistance to Races

1, 2, 10, 11, 13-

18, 24, 26, 27, 31, 32, and 36

Rps1c denotes resistance to Races

1-3, 6-11, 13, 15,

17, 21, 23, 24, 26, 28-30, 32, 34,

and 36

Rps1k denotes resistance to Races

1-11, 13-15, 17,

18, 21-24, 26, 36, and 37

Rps2 denotes resistance to Races

1-5, 9-29, 33, 34,

and 36-39

Rps3a denotes resistance to Races

1-5, 8, 9, 11, 13,

14, 16, 18, 23, 25, 28, 29, and 31-

35

Rps6 denotes resistance to Races  
1-4, 10, 12, 14-16, 18-21, and 25

Rps7 denotes resistance to Races  
2, 12, 16, 18, 19, 33, 35, and 36

## Soybean Cyst Nematode R to MR to Races listed in sheet

S—Susceptible

R = Resistance

MR = Moderate Resistance

# = Race 1,3,5,9 or 14

## Chloride Sensitivity

I = Includer

E = Excluder

S = Segregating

**Excluder** varieties accumulate  
chloride and restrict it to the roots.

**Includer** varieties accumulate  
chloride throughout the plant.

**Segregating** varieties have both  
includer and excluder plants.

## Propanil Sensitivity

T = Trace



CLEANER FIELDS, HIGHER YIELDS\*





DG4770RR

Soybeans

DG4770RR

Late IV

Good Resistance to Shattering and Lodging resistance coupled with Moderate Resistance to SDS and Stem Canker makes up an exceptional disease package.



CHARACTERISTICS		
Category	Characteristic	Value
Plant Description	Maturity	4.7
	Plant Height	M-T
	Flower Color	White
	Hilum Color	Black
	Pod Color	Tan
	Pubescence	Light Tawny
	Phytophthora	3
Insect/Disease	Cyst Nematode	3,6,14
	Sudden Death	3.0
	Stem Canker	1
	Frog Eye Leaf Spot	2
Management	Soil Type	All

STRENGTHS

**Warranty and Disclaimer of Warranties**

DELTA GROW SEED COMPANY warrants that the products they sell will be labeled as required by law and that they will conform to the label description. DELTA GROW SEED COMPANY and SELLER MAKE NO OTHER EXPRESS OR IMPLIED WARRANTY OF MERCHANTABILITY, FITNESS FOR A PARTICULAR PURPOSE OR OTHERWISE. There are no guarantees of crop yield or freedom from seed-borne disease. Any recommendations for use of these products or materials or apparatus in connection therewith are based upon DELTA GROW SEED COMPANY or Seller's best judgment, but there is no warranty of results to be obtained in connection therewith.

**Limitations of Liability**

The exclusive remedy for loss or damage due to breach of the foregoing warranty or contract, or for negligence or other cause shall be limited to return of purchase price of DELTA GROW SEED COMPANY products and shall not include any consequential damages. Claims for defects in DELTA GROW SEED COMPANY products must be presented to Monsanto Company as soon as practicable to enable Monsanto Company to investigate the claim and in any event within thirty (30) days after discovery.



CLEANER FIELDS, HIGHER YIELDS\*

# Characteristics Legend

## Rating Scale

(unless otherwise stated)

1 = Excellent

9 = Poor

R=Resistance

MR=Moderate Resistance

M=Moderate

MS=Moderate Susceptible

S=Susceptible

Blank = Not Available

## Plant Height

M=Medium

M-T= Medium Tall

T=Tall

## Flower Color

P = Purple

W = White

## Hilum Color

BL = Black

G = Gray

IB = Imperfect Black

BR = Brown

BF = Buff

LTB = Light Black

## Pubescence/Pod Color

G = Gray

T = Tawny

LT = Light Tawny

BR = Brown

TN = Tan

## Phytophthora (PRR)

### Gene Specific Resistance

S = Susceptible

R = Resistance

SE = Segregating

Rps1a denotes resistance to Races

1, 2, 10, 11, 13-

18, 24, 26, 27, 31, 32, and 36

Rps1c denotes resistance to Races

1-3, 6-11, 13, 15,

17, 21, 23, 24, 26, 28-30, 32, 34,

and 36

Rps1k denotes resistance to Races

1-11, 13-15, 17,

18, 21-24, 26, 36, and 37

Rps2 denotes resistance to Races

1-5, 9-29, 33, 34,

and 36-39

Rps3a denotes resistance to Races

1-5, 8, 9, 11, 13,

14, 16, 18, 23, 25, 28, 29, and 31-

35

Rps6 denotes resistance to Races  
1-4, 10, 12, 14-16, 18-21, and 25

Rps7 denotes resistance to Races  
2, 12, 16, 18, 19, 33, 35, and 36

## Soybean Cyst Nematode R to MR to Races listed in sheet

S—Susceptible

R = Resistance

MR = Moderate Resistance

# = Race 1,3,5,9 or 14

## Chloride Sensitivity

I = Includer

E = Excluder

S = Segregating

**Excluder** varieties accumulate  
chloride and restrict it to the roots.

**Includer** varieties accumulate  
chloride throughout the plant.

**Segregating** varieties have both  
includer and excluder plants.

## Propanil Sensitivity

T = Trace



CLEANER FIELDS, HIGHER YIELDS\*





# DG4780RR

## Soybeans

DG4780RR

Late IV

Excluder, Excellent Disease package. Works well on all Soil Types with Excellent Height



CHARACTERISTICS		
Category	Characteristic	Value
Plant Description	Maturity	4.7
	Plant Height	T
	Flower Color	Purple
	Hilum Color	Black
	Pod Color	Brown
	Pubescence	Tan
	Phytophthora	1C
Insect/Disease	Cyst Nematode	3,14
	Sudden Death	3.0
	Stem Canker	1
	Frog Eye Leaf Spot	1
Management	Soil Type	All

STRENGTHS

### Warranty and Disclaimer of Warranties

DELTA GROW SEED COMPANY warrants that the products they sell will be labeled as required by law and that they will conform to the label description. DELTA GROW SEED COMPANY and SELLER MAKE NO OTHER EXPRESS OR IMPLIED WARRANTY OF MERCHANTABILITY, FITNESS FOR A PARTICULAR PURPOSE OR OTHERWISE. There are no guarantees of crop yield or freedom from seed-borne disease. Any recommendations for use of these products or materials or apparatus in connection therewith are based upon DELTA GROW SEED COMPANY or Seller's best judgment, but there is no warranty of results to be obtained in connection therewith.

### Limitations of Liability

The exclusive remedy for loss or damage due to breach of the foregoing warranty or contract, or for negligence or other cause shall be limited to return of purchase price of DELTA GROW SEED COMPANY products and shall not include any consequential damages. Claims for defects in DELTA GROW SEED COMPANY products must be presented to Monsanto Company as soon as practicable to enable Monsanto Company to investigate the claim and in any event within thirty (30) days after discovery.



CLEANER FIELDS, HIGHER YIELDS\*

# Characteristics Legend

## Rating Scale

(unless otherwise stated)

1 = Excellent

9 = Poor

R=Resistance

MR=Moderate Resistance

M=Moderate

MS=Moderate Susceptible

S=Susceptible

Blank = Not Available

## Plant Height

M=Medium

M-T= Medium Tall

T=Tall

## Flower Color

P = Purple

W = White

## Hilum Color

BL = Black

G = Gray

IB = Imperfect Black

BR = Brown

BF = Buff

LTB = Light Black

## Pubescence/Pod Color

G = Gray

T = Tawny

LT = Light Tawny

BR = Brown

TN = Tan

## Phytophthora (PRR)

### Gene Specific Resistance

S = Susceptible

R = Resistance

SE = Segregating

Rps1a denotes resistance to Races

1, 2, 10, 11, 13-

18, 24, 26, 27, 31, 32, and 36

Rps1c denotes resistance to Races

1-3, 6-11, 13, 15,

17, 21, 23, 24, 26, 28-30, 32, 34,

and 36

Rps1k denotes resistance to Races

1-11, 13-15, 17,

18, 21-24, 26, 36, and 37

Rps2 denotes resistance to Races

1-5, 9-29, 33, 34,

and 36-39

Rps3a denotes resistance to Races

1-5, 8, 9, 11, 13,

14, 16, 18, 23, 25, 28, 29, and 31-

35

Rps6 denotes resistance to Races  
1-4, 10, 12, 14-16, 18-21, and 25

Rps7 denotes resistance to Races  
2, 12, 16, 18, 19, 33, 35, and 36

## Soybean Cyst Nematode R to MR to Races listed in sheet

S—Susceptible

R = Resistance

MR = Moderate Resistance

# = Race 1,3,5,9 or 14

## Chloride Sensitivity

I = Includer

E = Excluder

S = Segregating

**Excluder** varieties accumulate  
chloride and restrict it to the roots.

**Includer** varieties accumulate  
chloride throughout the plant.

**Segregating** varieties have both  
includer and excluder plants.

## Propanil Sensitivity

T = Trace



CLEANER FIELDS, HIGHER YIELDS\*





# DG4840RR

## Soybeans

DG4840RR

Late IV

The 4840 handles wet conditions very well with moderate resistance to Stem Canker. High yields and Resistance to Southern Root-Knot makes this a great bean to try.



CHARACTERISTICS		
Category	Characteristic	Value
Plant Description	Maturity	4.8
	Plant Height	M
	Flower Color	Purple
	Hilum Color	Black
	Pod Color	Tan
	Pubescence	Light Tawny
	Phytophthora	2.2
Insect/Disease	Cyst Nematode	3,14
	Sudden Death	1.5
	Stem Canker	1
	Frog Eye Leaf Spot	2,3
Management	Soil Type	Sand Mix/Root Knot Res.

STRENGTHS

### Warranty and Disclaimer of Warranties

DELTA GROW SEED COMPANY warrants that the products they sell will be labeled as required by law and that they will conform to the label description. DELTA GROW SEED COMPANY and SELLER MAKE NO OTHER EXPRESS OR IMPLIED WARRANTY OF MERCHANTABILITY, FITNESS FOR A PARTICULAR PURPOSE OR OTHERWISE. There are no guarantees of crop yield or freedom from seed-borne disease. Any recommendations for use of these products or materials or apparatus in connection therewith are based upon DELTA GROW SEED COMPANY or Seller's best judgment, but there is no warranty of results to be obtained in connection therewith.

### Limitations of Liability

The exclusive remedy for loss or damage due to breach of the foregoing warranty or contract, or for negligence or other cause shall be limited to return of purchase price of DELTA GROW SEED COMPANY products and shall not include any consequential damages. Claims for defects in DELTA GROW SEED COMPANY products must be presented to Monsanto Company as soon as practicable to enable Monsanto Company to investigate the claim and in any event within thirty (30) days after discovery.



CLEANER FIELDS, HIGHER YIELDS\*

# Characteristics Legend

## Rating Scale

(unless otherwise stated)

1 = Excellent

9 = Poor

R=Resistance

MR=Moderate Resistance

M=Moderate

MS=Moderate Susceptible

S=Susceptible

Blank = Not Available

## Plant Height

M=Medium

M-T= Medium Tall

T=Tall

## Flower Color

P = Purple

W = White

## Hilum Color

BL = Black

G = Gray

IB = Imperfect Black

BR = Brown

BF = Buff

LTB = Light Black

## Pubescence/Pod Color

G = Gray

T = Tawny

LT = Light Tawny

BR = Brown

TN = Tan

## Phytophthora (PRR)

### Gene Specific Resistance

S = Susceptible

R = Resistance

SE = Segregating

Rps1a denotes resistance to Races

1, 2, 10, 11, 13-

18, 24, 26, 27, 31, 32, and 36

Rps1c denotes resistance to Races

1-3, 6-11, 13, 15,

17, 21, 23, 24, 26, 28-30, 32, 34,

and 36

Rps1k denotes resistance to Races

1-11, 13-15, 17,

18, 21-24, 26, 36, and 37

Rps2 denotes resistance to Races

1-5, 9-29, 33, 34,

and 36-39

Rps3a denotes resistance to Races

1-5, 8, 9, 11, 13,

14, 16, 18, 23, 25, 28, 29, and 31-

35

Rps6 denotes resistance to Races  
1-4, 10, 12, 14-16, 18-21, and 25

Rps7 denotes resistance to Races  
2, 12, 16, 18, 19, 33, 35, and 36

## Soybean Cyst Nematode R to MR to Races listed in sheet

S—Susceptible

R = Resistance

MR = Moderate Resistance

# = Race 1,3,5,9 or 14

## Chloride Sensitivity

I = Includer

E = Excluder

S = Segregating

**Excluder** varieties accumulate  
chloride and restrict it to the roots.

**Includer** varieties accumulate  
chloride throughout the plant.

**Segregating** varieties have both  
includer and excluder plants.

## Propanil Sensitivity

T = Trace



CLEANER FIELDS, HIGHER YIELDS\*





# DG4880RR

## Soybeans

DG4880RR

Late IV

New 4.8 maturity bean. Excellent Yield and disease package. Excluder



CHARACTERISTICS		
Category	Characteristic	Value
Plant Description	Maturity	4.8
	Plant Height	M
	Flower Color	White
	Hilum Color	Black
	Pod Color	Brown
	Pubescence	Tawny
	Phytophthora	K, 1.9
Insect/Disease	Cyst Nematode	3
	Sudden Death	2.2
	Stem Canker	R, 2
	Frog Eye Leaf Spot	1.8
Management	Soil Type	All

STRENGTHS

### Warranty and Disclaimer of Warranties

DELTA GROW SEED COMPANY warrants that the products they sell will be labeled as required by law and that they will conform to the label description. DELTA GROW SEED COMPANY and SELLER MAKE NO OTHER EXPRESS OR IMPLIED WARRANTY OF MERCHANTABILITY, FITNESS FOR A PARTICULAR PURPOSE OR OTHERWISE. There are no guarantees of crop yield or freedom from seed-borne disease. Any recommendations for use of these products or materials or apparatus in connection therewith are based upon DELTA GROW SEED COMPANY or Seller's best judgment, but there is no warranty of results to be obtained in connection therewith.

### Limitations of Liability

The exclusive remedy for loss or damage due to breach of the foregoing warranty or contract, or for negligence or other cause shall be limited to return of purchase price of DELTA GROW SEED COMPANY products and shall not include any consequential damages. Claims for defects in DELTA GROW SEED COMPANY products must be presented to Monsanto Company as soon as practicable to enable Monsanto Company to investigate the claim and in any event within thirty (30) days after discovery.



CLEANER FIELDS, HIGHER YIELDS\*

# Characteristics Legend

## Rating Scale

(unless otherwise stated)

1 = Excellent

9 = Poor

R=Resistance

MR=Moderate Resistance

M=Moderate

MS=Moderate Susceptible

S=Susceptible

Blank = Not Available

## Plant Height

M=Medium

M-T= Medium Tall

T=Tall

## Flower Color

P = Purple

W = White

## Hilum Color

BL = Black

G = Gray

IB = Imperfect Black

BR = Brown

BF = Buff

LTB = Light Black

## Pubescence/Pod Color

G = Gray

T = Tawny

LT = Light Tawny

BR = Brown

TN = Tan

## Phytophthora (PRR)

### Gene Specific Resistance

S = Susceptible

R = Resistance

SE = Segregating

Rps1a denotes resistance to Races

1, 2, 10, 11, 13-

18, 24, 26, 27, 31, 32, and 36

Rps1c denotes resistance to Races

1-3, 6-11, 13, 15,

17, 21, 23, 24, 26, 28-30, 32, 34,

and 36

Rps1k denotes resistance to Races

1-11, 13-15, 17,

18, 21-24, 26, 36, and 37

Rps2 denotes resistance to Races

1-5, 9-29, 33, 34,

and 36-39

Rps3a denotes resistance to Races

1-5, 8, 9, 11, 13,

14, 16, 18, 23, 25, 28, 29, and 31-

35

Rps6 denotes resistance to Races  
1-4, 10, 12, 14-16, 18-21, and 25

Rps7 denotes resistance to Races  
2, 12, 16, 18, 19, 33, 35, and 36

## Soybean Cyst Nematode R to MR to Races listed in sheet

S—Susceptible

R = Resistance

MR = Moderate Resistance

# = Race 1,3,5,9 or 14

## Chloride Sensitivity

I = Includer

E = Excluder

S = Segregating

**Excluder** varieties accumulate  
chloride and restrict it to the roots.

**Includer** varieties accumulate  
chloride throughout the plant.

**Segregating** varieties have both  
includer and excluder plants.

## Propanil Sensitivity

T = Trace



CLEANER FIELDS, HIGHER YIELDS\*





# DG4970RR

## Soybeans

DG4970RR

Late IV

This is the bean to beat in late IV's and Early V's and it's name DG 4970RR. There isn't enough space to tell all of the positives of this bean. But there is one negative, get'em early cause they are sure to go fast.



CHARACTERISTICS		
Category	Characteristic	Value
Plant Description	Maturity	4.9
	Plant Height	M-T
	Flower Color	Purple
	Hilum Color	Black
	Pod Color	Brown
	Pubescence	Light Tawny
	Phytophthora	1K
Insect/Disease	Cyst Nematode	3,14
	Sudden Death	7.0
	Stem Canker	1
	Frog Eye Leaf Spot	3
Management	Soil Type	All

STRENGTHS

### Warranty and Disclaimer of Warranties

DELTA GROW SEED COMPANY warrants that the products they sell will be labeled as required by law and that they will conform to the label description. DELTA GROW SEED COMPANY and SELLER MAKE NO OTHER EXPRESS OR IMPLIED WARRANTY OF MERCHANTABILITY, FITNESS FOR A PARTICULAR PURPOSE OR OTHERWISE. There are no guarantees of crop yield or freedom from seed-borne disease. Any recommendations for use of these products or materials or apparatus in connection therewith are based upon DELTA GROW SEED COMPANY or Seller's best judgment, but there is no warranty of results to be obtained in connection therewith.

### Limitations of Liability

The exclusive remedy for loss or damage due to breach of the foregoing warranty or contract, or for negligence or other cause shall be limited to return of purchase price of DELTA GROW SEED COMPANY products and shall not include any consequential damages. Claims for defects in DELTA GROW SEED COMPANY products must be presented to Monsanto Company as soon as practicable to enable Monsanto Company to investigate the claim and in any event within thirty (30) days after discovery.



CLEANER FIELDS, HIGHER YIELDS\*

# Characteristics Legend

## Rating Scale

(unless otherwise stated)

1 = Excellent

9 = Poor

R=Resistance

MR=Moderate Resistance

M=Moderate

MS=Moderate Susceptible

S=Susceptible

Blank = Not Available

## Plant Height

M=Medium

M-T= Medium Tall

T=Tall

## Flower Color

P = Purple

W = White

## Hilum Color

BL = Black

G = Gray

IB = Imperfect Black

BR = Brown

BF = Buff

LTB = Light Black

## Pubescence/Pod Color

G = Gray

T = Tawny

LT = Light Tawny

BR = Brown

TN = Tan

## Phytophthora (PRR)

### Gene Specific Resistance

S = Susceptible

R = Resistance

SE = Segregating

Rps1a denotes resistance to Races

1, 2, 10, 11, 13-

18, 24, 26, 27, 31, 32, and 36

Rps1c denotes resistance to Races

1-3, 6-11, 13, 15,

17, 21, 23, 24, 26, 28-30, 32, 34,

and 36

Rps1k denotes resistance to Races

1-11, 13-15, 17,

18, 21-24, 26, 36, and 37

Rps2 denotes resistance to Races

1-5, 9-29, 33, 34,

and 36-39

Rps3a denotes resistance to Races

1-5, 8, 9, 11, 13,

14, 16, 18, 23, 25, 28, 29, and 31-

35

Rps6 denotes resistance to Races  
1-4, 10, 12, 14-16, 18-21, and 25

Rps7 denotes resistance to Races  
2, 12, 16, 18, 19, 33, 35, and 36

## Soybean Cyst Nematode R to MR to Races listed in sheet

S—Susceptible

R = Resistance

MR = Moderate Resistance

# = Race 1,3,5,9 or 14

## Chloride Sensitivity

I = Includer

E = Excluder

S = Segregating

**Excluder** varieties accumulate  
chloride and restrict it to the roots.

**Includer** varieties accumulate  
chloride throughout the plant.

**Segregating** varieties have both  
includer and excluder plants.

## Propanil Sensitivity

T = Trace



CLEANER FIELDS, HIGHER YIELDS\*





# DG4975RR

## Soybeans

DG4975RR

Late IV

Excellent Southern Bean and a Great Choice for Louisiana. Good Resistance to Shattering, SDS, and Frog Eye Leaf Spot, Excellent on Heavy Soils



CHARACTERISTICS		
Category	Characteristic	Value
Plant Description	Maturity	4.9
	Plant Height	M-T
	Flower Color	Purple
	Hilum Color	Black
	Pod Color	Brown
	Pubescence	Light Tawny
	Phytophthora	3
Insect/Disease	Cyst Nematode	5
	Sudden Death	3.0
	Stem Canker	3
	Frog Eye Leaf Spot	5
Management	Soil Type	All

STRENGTHS

### Warranty and Disclaimer of Warranties

DELTA GROW SEED COMPANY warrants that the products they sell will be labeled as required by law and that they will conform to the label description. DELTA GROW SEED COMPANY and SELLER MAKE NO OTHER EXPRESS OR IMPLIED WARRANTY OF MERCHANTABILITY, FITNESS FOR A PARTICULAR PURPOSE OR OTHERWISE. There are no guarantees of crop yield or freedom from seed-borne disease. Any recommendations for use of these products or materials or apparatus in connection therewith are based upon DELTA GROW SEED COMPANY or Seller's best judgment, but there is no warranty of results to be obtained in connection therewith.

### Limitations of Liability

The exclusive remedy for loss or damage due to breach of the foregoing warranty or contract, or for negligence or other cause shall be limited to return of purchase price of DELTA GROW SEED COMPANY products and shall not include any consequential damages. Claims for defects in DELTA GROW SEED COMPANY products must be presented to Monsanto Company as soon as practicable to enable Monsanto Company to investigate the claim and in any event within thirty (30) days after discovery.



CLEANER FIELDS, HIGHER YIELDS\*

# Characteristics Legend

## Rating Scale

(unless otherwise stated)

1 = Excellent

9 = Poor

R=Resistance

MR=Moderate Resistance

M=Moderate

MS=Moderate Susceptible

S=Susceptible

Blank = Not Available

## Plant Height

M=Medium

M-T= Medium Tall

T=Tall

## Flower Color

P = Purple

W = White

## Hilum Color

BL = Black

G = Gray

IB = Imperfect Black

BR = Brown

BF = Buff

LTB = Light Black

## Pubescence/Pod Color

G = Gray

T = Tawny

LT = Light Tawny

BR = Brown

TN = Tan

## Phytophthora (PRR)

### Gene Specific Resistance

S = Susceptible

R = Resistance

SE = Segregating

Rps1a denotes resistance to Races

1, 2, 10, 11, 13-

18, 24, 26, 27, 31, 32, and 36

Rps1c denotes resistance to Races

1-3, 6-11, 13, 15,

17, 21, 23, 24, 26, 28-30, 32, 34,

and 36

Rps1k denotes resistance to Races

1-11, 13-15, 17,

18, 21-24, 26, 36, and 37

Rps2 denotes resistance to Races

1-5, 9-29, 33, 34,

and 36-39

Rps3a denotes resistance to Races

1-5, 8, 9, 11, 13,

14, 16, 18, 23, 25, 28, 29, and 31-

35

Rps6 denotes resistance to Races  
1-4, 10, 12, 14-16, 18-21, and 25

Rps7 denotes resistance to Races  
2, 12, 16, 18, 19, 33, 35, and 36

## Soybean Cyst Nematode R to MR to Races listed in sheet

S—Susceptible

R = Resistance

MR = Moderate Resistance

# = Race 1,3,5,9 or 14

## Chloride Sensitivity

I = Includer

E = Excluder

S = Segregating

**Excluder** varieties accumulate  
chloride and restrict it to the roots.

**Includer** varieties accumulate  
chloride throughout the plant.

**Segregating** varieties have both  
includer and excluder plants.

## Propanil Sensitivity

T = Trace



CLEANER FIELDS, HIGHER YIELDS\*





# DG5160RR/STS

## Soybeans

DG5160RR/STS

Early V

Looking for an indeterminate V that's an Excluder, well the DG 5160RR has everything that you need in a bean. Great resistance to SDS and Stem Canker coupled with other good disease resistant qualities.



CHARACTERISTICS		
Category	Characteristic	Value
Plant Description	Maturity	5.1
	Plant Height	M-T
	Flower Color	Purple
	Hilum Color	Black
	Pod Color	Tan
	Pubescence	Gray
	Phytophthora	MR 3
Insect/Disease	Cyst Nematode	3,6,14
	Sudden Death	2
	Stem Canker	MR
	Frog Eye Leaf Spot	MR 3
Management	Soil Type	All

STRENGTHS

### Warranty and Disclaimer of Warranties

DELTA GROW SEED COMPANY warrants that the products they sell will be labeled as required by law and that they will conform to the label description. DELTA GROW SEED COMPANY and SELLER MAKE NO OTHER EXPRESS OR IMPLIED WARRANTY OF MERCHANTABILITY, FITNESS FOR A PARTICULAR PURPOSE OR OTHERWISE. There are no guarantees of crop yield or freedom from seed-borne disease. Any recommendations for use of these products or materials or apparatus in connection therewith are based upon DELTA GROW SEED COMPANY or Seller's best judgment, but there is no warranty of results to be obtained in connection therewith.

### Limitations of Liability

The exclusive remedy for loss or damage due to breach of the foregoing warranty or contract, or for negligence or other cause shall be limited to return of purchase price of DELTA GROW SEED COMPANY products and shall not include any consequential damages. Claims for defects in DELTA GROW SEED COMPANY products must be presented to Monsanto Company as soon as practicable to enable Monsanto Company to investigate the claim and in any event within thirty (30) days after discovery.



CLEANER FIELDS, HIGHER YIELDS\*

# Characteristics Legend

## Rating Scale

(unless otherwise stated)

1 = Excellent

9 = Poor

R=Resistance

MR=Moderate Resistance

M=Moderate

MS=Moderate Susceptible

S=Susceptible

Blank = Not Available

## Plant Height

M=Medium

M-T= Medium Tall

T=Tall

## Flower Color

P = Purple

W = White

## Hilum Color

BL = Black

G = Gray

IB = Imperfect Black

BR = Brown

BF = Buff

LTB = Light Black

## Pubescence/Pod Color

G = Gray

T = Tawny

LT = Light Tawny

BR = Brown

TN = Tan

## Phytophthora (PRR)

### Gene Specific Resistance

S = Susceptible

R = Resistance

SE = Segregating

Rps1a denotes resistance to Races

1, 2, 10, 11, 13-

18, 24, 26, 27, 31, 32, and 36

Rps1c denotes resistance to Races

1-3, 6-11, 13, 15,

17, 21, 23, 24, 26, 28-30, 32, 34,

and 36

Rps1k denotes resistance to Races

1-11, 13-15, 17,

18, 21-24, 26, 36, and 37

Rps2 denotes resistance to Races

1-5, 9-29, 33, 34,

and 36-39

Rps3a denotes resistance to Races

1-5, 8, 9, 11, 13,

14, 16, 18, 23, 25, 28, 29, and 31-

35

Rps6 denotes resistance to Races  
1-4, 10, 12, 14-16, 18-21, and 25

Rps7 denotes resistance to Races  
2, 12, 16, 18, 19, 33, 35, and 36

## Soybean Cyst Nematode R to MR to Races listed in sheet

S—Susceptible

R = Resistance

MR = Moderate Resistance

# = Race 1,3,5,9 or 14

## Chloride Sensitivity

I = Includer

E = Excluder

S = Segregating

**Excluder** varieties accumulate  
chloride and restrict it to the roots.

**Includer** varieties accumulate  
chloride throughout the plant.

**Segregating** varieties have both  
includer and excluder plants.

## Propanil Sensitivity

T = Trace



CLEANER FIELDS, HIGHER YIELDS\*





# DG5280RR

## Soybeans

DG5280RR

Early V

Excluder that has excellent Yield on both Heavy and Light Soils with Root-Knot resistance.



CHARACTERISTICS		
Category	Characteristic	Value
Plant Description	Maturity	5.2
	Plant Height	M
	Flower Color	Purple
	Hilum Color	Black
	Pod Color	Brown
	Pubescence	Tan
	Phytophthora	
Insect/Disease	Cyst Nematode	2,3,14
	Sudden Death	2.3
	Stem Canker	1
	Frog Eye Leaf Spot	1
Management	Soil Type	All

STRENGTHS

**Warranty and Disclaimer of Warranties**

DELTA GROW SEED COMPANY warrants that the products they sell will be labeled as required by law and that they will conform to the label description. DELTA GROW SEED COMPANY and SELLER MAKE NO OTHER EXPRESS OR IMPLIED WARRANTY OF MERCHANTABILITY, FITNESS FOR A PARTICULAR PURPOSE OR OTHERWISE. There are no guarantees of crop yield or freedom from seed-borne disease. Any recommendations for use of these products or materials or apparatus in connection therewith are based upon DELTA GROW SEED COMPANY or Seller's best judgment, but there is no warranty of results to be obtained in connection therewith.

**Limitations of Liability**

The exclusive remedy for loss or damage due to breach of the foregoing warranty or contract, or for negligence or other cause shall be limited to return of purchase price of DELTA GROW SEED COMPANY products and shall not include any consequential damages. Claims for defects in DELTA GROW SEED COMPANY products must be presented to Monsanto Company as soon as practicable to enable Monsanto Company to investigate the claim and in any event within thirty (30) days after discovery.



CLEANER FIELDS, HIGHER YIELDS\*

# Characteristics Legend

## Rating Scale

(unless otherwise stated)

1 = Excellent

9 = Poor

R=Resistance

MR=Moderate Resistance

M=Moderate

MS=Moderate Susceptible

S=Susceptible

Blank = Not Available

## Plant Height

M=Medium

M-T= Medium Tall

T=Tall

## Flower Color

P = Purple

W = White

## Hilum Color

BL = Black

G = Gray

IB = Imperfect Black

BR = Brown

BF = Buff

LTB = Light Black

## Pubescence/Pod Color

G = Gray

T = Tawny

LT = Light Tawny

BR = Brown

TN = Tan

## Phytophthora (PRR)

### Gene Specific Resistance

S = Susceptible

R = Resistance

SE = Segregating

Rps1a denotes resistance to Races

1, 2, 10, 11, 13-

18, 24, 26, 27, 31, 32, and 36

Rps1c denotes resistance to Races

1-3, 6-11, 13, 15,

17, 21, 23, 24, 26, 28-30, 32, 34,

and 36

Rps1k denotes resistance to Races

1-11, 13-15, 17,

18, 21-24, 26, 36, and 37

Rps2 denotes resistance to Races

1-5, 9-29, 33, 34,

and 36-39

Rps3a denotes resistance to Races

1-5, 8, 9, 11, 13,

14, 16, 18, 23, 25, 28, 29, and 31-

35

Rps6 denotes resistance to Races  
1-4, 10, 12, 14-16, 18-21, and 25

Rps7 denotes resistance to Races  
2, 12, 16, 18, 19, 33, 35, and 36

## Soybean Cyst Nematode R to MR to Races listed in sheet

S—Susceptible

R = Resistance

MR = Moderate Resistance

# = Race 1,3,5,9 or 14

## Chloride Sensitivity

I = Includer

E = Excluder

S = Segregating

**Excluder** varieties accumulate  
chloride and restrict it to the roots.

**Includer** varieties accumulate  
chloride throughout the plant.

**Segregating** varieties have both  
includer and excluder plants.

## Propanil Sensitivity

T = Trace



CLEANER FIELDS, HIGHER YIELDS\*





# DG5300RR/STS

## Soybeans

DG5300RR/STS

Early V

Excellent on all Soil Types. Great Lodging and Shattering Resistance with Moderate Resistance to Stem Canker and Frog Eye Leaf Spot.



CHARACTERISTICS		
Category	Characteristic	Value
Plant Description	Maturity	5.3
	Plant Height	M
	Flower Color	White
	Hilum Color	Buff
	Pod Color	Tan
	Pubescence	Gray
	Phytophthora	1C
Insect/Disease	Cyst Nematode	2,3,6,9,14
	Sudden Death	5.0
	Stem Canker	1
	Frog Eye Leaf Spot	3
Management	Soil Type	All

STRENGTHS

**Warranty and Disclaimer of Warranties**  
 DELTA GROW SEED COMPANY warrants that the products they sell will be labeled as required by law and that they will conform to the label description. DELTA GROW SEED COMPANY and SELLER MAKE NO OTHER EXPRESS OR IMPLIED WARRANTY OF MERCHANTABILITY, FITNESS FOR A PARTICULAR PURPOSE OR OTHERWISE. There are no guarantees of crop yield or freedom from seed-borne disease. Any recommendations for use of these products or materials or apparatus in connection therewith are based upon DELTA GROW SEED COMPANY or Seller's best judgment, but there is no warranty of results to be obtained in connection therewith.

**Limitations of Liability**  
 The exclusive remedy for loss or damage due to breach of the foregoing warranty or contract, or for negligence or other cause shall be limited to return of purchase price of DELTA GROW SEED COMPANY products and shall not include any consequential damages. Claims for defects in DELTA GROW SEED COMPANY products must be presented to Monsanto Company as soon as practicable to enable Monsanto Company to investigate the claim and in any event within thirty (30) days after discovery.



CLEANER FIELDS, HIGHER YIELDS\*

# Characteristics Legend

## Rating Scale

(unless otherwise stated)

1 = Excellent

9 = Poor

R=Resistance

MR=Moderate Resistance

M=Moderate

MS=Moderate Susceptible

S=Susceptible

Blank = Not Available

## Plant Height

M=Medium

M-T= Medium Tall

T=Tall

## Flower Color

P = Purple

W = White

## Hilum Color

BL = Black

G = Gray

IB = Imperfect Black

BR = Brown

BF = Buff

LTB = Light Black

## Pubescence/Pod Color

G = Gray

T = Tawny

LT = Light Tawny

BR = Brown

TN = Tan

## Phytophthora (PRR)

### Gene Specific Resistance

S = Susceptible

R = Resistance

SE = Segregating

Rps1a denotes resistance to Races

1, 2, 10, 11, 13-

18, 24, 26, 27, 31, 32, and 36

Rps1c denotes resistance to Races

1-3, 6-11, 13, 15,

17, 21, 23, 24, 26, 28-30, 32, 34,

and 36

Rps1k denotes resistance to Races

1-11, 13-15, 17,

18, 21-24, 26, 36, and 37

Rps2 denotes resistance to Races

1-5, 9-29, 33, 34,

and 36-39

Rps3a denotes resistance to Races

1-5, 8, 9, 11, 13,

14, 16, 18, 23, 25, 28, 29, and 31-

35

Rps6 denotes resistance to Races  
1-4, 10, 12, 14-16, 18-21, and 25

Rps7 denotes resistance to Races  
2, 12, 16, 18, 19, 33, 35, and 36

## Soybean Cyst Nematode R to MR to Races listed in sheet

S—Susceptible

R = Resistance

MR = Moderate Resistance

# = Race 1,3,5,9 or 14

## Chloride Sensitivity

I = Includer

E = Excluder

S = Segregating

**Excluder** varieties accumulate  
chloride and restrict it to the roots.

**Includer** varieties accumulate  
chloride throughout the plant.

**Segregating** varieties have both  
includer and excluder plants.

## Propanil Sensitivity

T = Trace



CLEANER FIELDS, HIGHER YIELDS\*





# DG5450RR

## Soybeans

DG5450RR

Mid V



### RootKnot Resistance

### CHARACTERISTICS

Category	Characteristic	Value
Plant Description	Maturity	5.4
	Plant Height	M-T
	Flower Color	White
	Hilum Color	Buff
	Pod Color	Tan
	Pubescence	Gray
	Phytophthora	5
Insect/Disease	Cyst Nematode	2,3,4
	Sudden Death	2
	Stem Canker	M
	Frog Eye Leaf Spot	2
Management	Soil Type	Sand

### STRENGTHS

#### Warranty and Disclaimer of Warranties

DELTA GROW SEED COMPANY warrants that the products they sell will be labeled as required by law and that they will conform to the label description. DELTA GROW SEED COMPANY and SELLER MAKE NO OTHER EXPRESS OR IMPLIED WARRANTY OF MERCHANTABILITY, FITNESS FOR A PARTICULAR PURPOSE OR OTHERWISE. There are no guarantees of crop yield or freedom from seed-borne disease. Any recommendations for use of these products or materials or apparatus in connection therewith are based upon DELTA GROW SEED COMPANY or Seller's best judgment, but there is no warranty of results to be obtained in connection therewith.

#### Limitations of Liability

The exclusive remedy for loss or damage due to breach of the foregoing warranty or contract, or for negligence or other cause shall be limited to return of purchase price of DELTA GROW SEED COMPANY products and shall not include any consequential damages. Claims for defects in DELTA GROW SEED COMPANY products must be presented to Monsanto Company as soon as practicable to enable Monsanto Company to investigate the claim and in any event within thirty (30) days after discovery.



CLEANER FIELDS, HIGHER YIELDS\*

# Characteristics Legend

## Rating Scale

(unless otherwise stated)

1 = Excellent

9 = Poor

R=Resistance

MR=Moderate Resistance

M=Moderate

MS=Moderate Susceptible

S=Susceptible

Blank = Not Available

## Plant Height

M=Medium

M-T= Medium Tall

T=Tall

## Flower Color

P = Purple

W = White

## Hilum Color

BL = Black

G = Gray

IB = Imperfect Black

BR = Brown

BF = Buff

LTB = Light Black

## Pubescence/Pod Color

G = Gray

T = Tawny

LT = Light Tawny

BR = Brown

TN = Tan

## Phytophthora (PRR)

### Gene Specific Resistance

S = Susceptible

R = Resistance

SE = Segregating

Rps1a denotes resistance to Races

1, 2, 10, 11, 13-

18, 24, 26, 27, 31, 32, and 36

Rps1c denotes resistance to Races

1-3, 6-11, 13, 15,

17, 21, 23, 24, 26, 28-30, 32, 34,

and 36

Rps1k denotes resistance to Races

1-11, 13-15, 17,

18, 21-24, 26, 36, and 37

Rps2 denotes resistance to Races

1-5, 9-29, 33, 34,

and 36-39

Rps3a denotes resistance to Races

1-5, 8, 9, 11, 13,

14, 16, 18, 23, 25, 28, 29, and 31-

35

Rps6 denotes resistance to Races  
1-4, 10, 12, 14-16, 18-21, and 25

Rps7 denotes resistance to Races  
2, 12, 16, 18, 19, 33, 35, and 36

## Soybean Cyst Nematode R to MR to Races listed in sheet

S—Susceptible

R = Resistance

MR = Moderate Resistance

# = Race 1,3,5,9 or 14

## Chloride Sensitivity

I = Includer

E = Excluder

S = Segregating

**Excluder** varieties accumulate  
chloride and restrict it to the roots.

**Includer** varieties accumulate  
chloride throughout the plant.

**Segregating** varieties have both  
includer and excluder plants.

## Propanil Sensitivity

T = Trace



CLEANER FIELDS, HIGHER YIELDS\*





# DG5555RR

## Soybeans

DG5555RR

Mid V

Southern Root-Knot resistance makes this bean a favorite of farmers that has to deal with the problem. Excellent in Louisiana and NE Arkansas on yield trials.



CHARACTERISTICS		
Category	Characteristic	Value
Plant Description	Maturity	5.5
	Plant Height	M-T
	Flower Color	White
	Hilum Color	Imperfect Black
	Pod Color	Brown
	Pubescence	Gray
	Phytophthora	4
Insect/Disease	Cyst Nematode	1,3,5,9
	Sudden Death	3
	Stem Canker	3
	Frog Eye Leaf Spot	4
Management	Soil Type	Mix Heavy

STRENGTHS

### Warranty and Disclaimer of Warranties

DELTA GROW SEED COMPANY warrants that the products they sell will be labeled as required by law and that they will conform to the label description. DELTA GROW SEED COMPANY and SELLER MAKE NO OTHER EXPRESS OR IMPLIED WARRANTY OF MERCHANTABILITY, FITNESS FOR A PARTICULAR PURPOSE OR OTHERWISE. There are no guarantees of crop yield or freedom from seed-borne disease. Any recommendations for use of these products or materials or apparatus in connection therewith are based upon DELTA GROW SEED COMPANY or Seller's best judgment, but there is no warranty of results to be obtained in connection therewith.

### Limitations of Liability

The exclusive remedy for loss or damage due to breach of the foregoing warranty or contract, or for negligence or other cause shall be limited to return of purchase price of DELTA GROW SEED COMPANY products and shall not include any consequential damages. Claims for defects in DELTA GROW SEED COMPANY products must be presented to Monsanto Company as soon as practicable to enable Monsanto Company to investigate the claim and in any event within thirty (30) days after discovery.



CLEANER FIELDS, HIGHER YIELDS\*

# Characteristics Legend

## Rating Scale

(unless otherwise stated)

1 = Excellent

9 = Poor

R=Resistance

MR=Moderate Resistance

M=Moderate

MS=Moderate Susceptible

S=Susceptible

Blank = Not Available

## Plant Height

M=Medium

M-T= Medium Tall

T=Tall

## Flower Color

P = Purple

W = White

## Hilum Color

BL = Black

G = Gray

IB = Imperfect Black

BR = Brown

BF = Buff

LTB = Light Black

## Pubescence/Pod Color

G = Gray

T = Tawny

LT = Light Tawny

BR = Brown

TN = Tan

## Phytophthora (PRR)

### Gene Specific Resistance

S = Susceptible

R = Resistance

SE = Segregating

Rps1a denotes resistance to Races

1, 2, 10, 11, 13-

18, 24, 26, 27, 31, 32, and 36

Rps1c denotes resistance to Races

1-3, 6-11, 13, 15,

17, 21, 23, 24, 26, 28-30, 32, 34,

and 36

Rps1k denotes resistance to Races

1-11, 13-15, 17,

18, 21-24, 26, 36, and 37

Rps2 denotes resistance to Races

1-5, 9-29, 33, 34,

and 36-39

Rps3a denotes resistance to Races

1-5, 8, 9, 11, 13,

14, 16, 18, 23, 25, 28, 29, and 31-

35

Rps6 denotes resistance to Races  
1-4, 10, 12, 14-16, 18-21, and 25

Rps7 denotes resistance to Races  
2, 12, 16, 18, 19, 33, 35, and 36

## Soybean Cyst Nematode R to MR to Races listed in sheet

S—Susceptible

R = Resistance

MR = Moderate Resistance

# = Race 1,3,5,9 or 14

## Chloride Sensitivity

I = Includer

E = Excluder

S = Segregating

**Excluder** varieties accumulate  
chloride and restrict it to the roots.

**Includer** varieties accumulate  
chloride throughout the plant.

**Segregating** varieties have both  
includer and excluder plants.

## Propanil Sensitivity

T = Trace



CLEANER FIELDS, HIGHER YIELDS\*






DG5970RR

Soybeans

DG5970RR

Late V



CHARACTERISTICS		
Category	Characteristic	Value
Plant Description	Maturity	5.9
	Plant Height	T
	Flower Color	White
	Hilum Color	Buff
	Pod Color	Tan
	Pubescence	Gray
	Phytophthora	5
Insect/Disease	Cyst Nematode	2,3,14
	Sudden Death	4
	Stem Canker	1
	Frog Eye Leaf Spot	6
Management	Soil Type	

STRENGTHS

**Warranty and Disclaimer of Warranties**

DELTA GROW SEED COMPANY warrants that the products they sell will be labeled as required by law and that they will conform to the label description. DELTA GROW SEED COMPANY and SELLER MAKE NO OTHER EXPRESS OR IMPLIED WARRANTY OF MERCHANTABILITY, FITNESS FOR A PARTICULAR PURPOSE OR OTHERWISE. There are no guarantees of crop yield or freedom from seed-borne disease. Any recommendations for use of these products or materials or apparatus in connection therewith are based upon DELTA GROW SEED COMPANY or Seller's best judgment, but there is no warranty of results to be obtained in connection therewith.

**Limitations of Liability**

The exclusive remedy for loss or damage due to breach of the foregoing warranty or contract, or for negligence or other cause shall be limited to return of purchase price of DELTA GROW SEED COMPANY products and shall not include any consequential damages. Claims for defects in DELTA GROW SEED COMPANY products must be presented to Monsanto Company as soon as practicable to enable Monsanto Company to investigate the claim and in any event within thirty (30) days after discovery.



CLEANER FIELDS, HIGHER YIELDS\*

# Characteristics Legend

## Rating Scale

(unless otherwise stated)

1 = Excellent

9 = Poor

R=Resistance

MR=Moderate Resistance

M=Moderate

MS=Moderate Susceptible

S=Susceptible

Blank = Not Available

## Plant Height

M=Medium

M-T= Medium Tall

T=Tall

## Flower Color

P = Purple

W = White

## Hilum Color

BL = Black

G = Gray

IB = Imperfect Black

BR = Brown

BF = Buff

LTB = Light Black

## Pubescence/Pod Color

G = Gray

T = Tawny

LT = Light Tawny

BR = Brown

TN = Tan

## Phytophthora (PRR)

### Gene Specific Resistance

S = Susceptible

R = Resistance

SE = Segregating

Rps1a denotes resistance to Races

1, 2, 10, 11, 13-

18, 24, 26, 27, 31, 32, and 36

Rps1c denotes resistance to Races

1-3, 6-11, 13, 15,

17, 21, 23, 24, 26, 28-30, 32, 34,

and 36

Rps1k denotes resistance to Races

1-11, 13-15, 17,

18, 21-24, 26, 36, and 37

Rps2 denotes resistance to Races

1-5, 9-29, 33, 34,

and 36-39

Rps3a denotes resistance to Races

1-5, 8, 9, 11, 13,

14, 16, 18, 23, 25, 28, 29, and 31-

35

Rps6 denotes resistance to Races  
1-4, 10, 12, 14-16, 18-21, and 25

Rps7 denotes resistance to Races  
2, 12, 16, 18, 19, 33, 35, and 36

## Soybean Cyst Nematode R to MR to Races listed in sheet

S—Susceptible

R = Resistance

MR = Moderate Resistance

# = Race 1,3,5,9 or 14

## Chloride Sensitivity

I = Includer

E = Excluder

S = Segregating

**Excluder** varieties accumulate  
chloride and restrict it to the roots.

**Includer** varieties accumulate  
chloride throughout the plant.

**Segregating** varieties have both  
includer and excluder plants.

## Propanil Sensitivity

T = Trace



CLEANER FIELDS, HIGHER YIELDS\*






# DG5275RR2Y

## Soybeans

DG5275RR2Y


Early V



### CHARACTERISTICS

Category	Characteristic	Value
Plant Description	Maturity	5.2
	Plant Height	M
	Flower Color	Purple
	Hilum Color	Imperfect Black
	Pod Color	Tan
	Pubescence	Gray
	Phytophthora	1C, 2
Insect/Disease	Cyst Nematode	3,14
	Sudden Death	2.7
	Stem Canker	R
	Frog Eye Leaf Spot	1.6
Management	Soil Type	All

### STRENGTHS



#### Warranty and Disclaimer of Warranties

DELTA GROW SEED COMPANY warrants that the products they sell will be labeled as required by law and that they will conform to the label description. DELTA GROW SEED COMPANY and SELLER MAKE NO OTHER EXPRESS OR IMPLIED WARRANTY OF MERCHANTABILITY, FITNESS FOR A PARTICULAR PURPOSE OR OTHERWISE. There are no guarantees of crop yield or freedom from seed-borne disease. Any recommendations for use of these products or materials or apparatus in connection therewith are based upon DELTA GROW SEED COMPANY or Seller's best judgment, but there is no warranty of results to be obtained in connection therewith.

#### Limitations of Liability

The exclusive remedy for loss or damage due to breach of the foregoing warranty or contract, or for negligence or other cause shall be limited to return of purchase price of DELTA GROW SEED COMPANY products and shall not include any consequential damages. Claims for defects in DELTA GROW SEED COMPANY products must be presented to Monsanto Company as soon as practicable to enable Monsanto Company to investigate the claim and in any event within thirty (30) days after discovery.



CLEANER FIELDS, HIGHER YIELDS™

# Characteristics Legend

## Rating Scale

(unless otherwise stated)

1 = Excellent

9 = Poor

R=Resistance

MR=Moderate Resistance

M=Moderate

MS=Moderate Susceptible

S=Susceptible

Blank = Not Available

## Plant Height

M=Medium

M-T= Medium Tall

T=Tall

## Flower Color

P = Purple

W = White

## Hilum Color

BL = Black

G = Gray

IB = Imperfect Black

BR = Brown

BF = Buff

LTB = Light Black

## Pubescence/Pod Color

G = Gray

T = Tawny

LT = Light Tawny

BR = Brown

TN = Tan

## Phytophthora (PRR)

### Gene Specific Resistance

S = Susceptible

R = Resistance

SE = Segregating

Rps1a denotes resistance to Races

1, 2, 10, 11, 13-

18, 24, 26, 27, 31, 32, and 36

Rps1c denotes resistance to Races

1-3, 6-11, 13, 15,

17, 21, 23, 24, 26, 28-30, 32, 34,

and 36

Rps1k denotes resistance to Races

1-11, 13-15, 17,

18, 21-24, 26, 36, and 37

Rps2 denotes resistance to Races

1-5, 9-29, 33, 34,

and 36-39

Rps3a denotes resistance to Races

1-5, 8, 9, 11, 13,

14, 16, 18, 23, 25, 28, 29, and 31-

35

Rps6 denotes resistance to Races  
1-4, 10, 12, 14-16, 18-21, and 25

Rps7 denotes resistance to Races  
2, 12, 16, 18, 19, 33, 35, and 36

## Soybean Cyst Nematode R to MR to Races listed in sheet

S—Susceptible

R = Resistance

MR = Moderate Resistance

# = Race 1,3,5,9 or 14

## Chloride Sensitivity

I = Includer

E = Excluder

S = Segregating

**Excluder** varieties accumulate  
chloride and restrict it to the roots.

**Includer** varieties accumulate  
chloride throughout the plant.

**Segregating** varieties have both  
includer and excluder plants.

## Propanil Sensitivity

T = Trace



CLEANER FIELDS, HIGHER YIELDS®

